

# Airtribune Scoring and Day Blog management Instructions

1.

Confirm Participants.	Confirmar Participantes.
-----------------------	--------------------------

Home » Competitions » Paragliding contests » 2nd FAI Paragliding Pan-American Championship

General info | Map | Preparation blog | **Participants** | Days & Tasks | Sponsors | Resulting page

Access management | Waypoints planner

All | Confirmed + Add Participant

Participants search Get excel file | Get FS excel file | Get excel with phones

### Women

<input type="checkbox"/>	#	Name	Number	Country	Status	Reg time
<input type="checkbox"/>	1	Andrea Jaramillo	37	COL	Confirmed	2014-08-27 09:29:26
<input type="checkbox"/>	2	Joanna Di Grigoli	122	VEN	Confirmed	2014-08-27 09:29:26
<input type="checkbox"/>	3	SHAUIN KAO	383	ARG	In progress	2014-08-27 09:29:26
<input type="checkbox"/>	4	Marina Olexina	700	RUS	Confirmed	2014-09-05 09:49:51
<input type="checkbox"/>	5	Mercedes Gijon	521	ARG	Confirmed	2014-09-08 15:32:02
<input type="checkbox"/>	6	Emma Casanova	404	GBR	Waiting payment	2014-08-27 09:29:26
<input type="checkbox"/>	7	Adriana Chila	308	USA	Waiting payment	2014-08-27 09:29:26
<input type="checkbox"/>	8	Krista Auchenbach	110	USA	Waiting list	2014-08-30 08:09:44

### Men

2.

<p>On General Info page</p> <p>Check that you have correct scoring categories. Add more or delete wrong.</p> <p>Check waypoints. Edit if necessary in Waypoint planner.</p> <p>Press <b>Save and Continue</b>.</p>	<p>En la página General Info</p> <p>Compruebe que dispone correctas categorías de puntuación. Añadir más o eliminar mal.</p> <p>Compruebe waypoints. Editar si es necesario en el Waypoint planner.</p> <p>Pulse <b>Save and Continue</b>.</p>
--	--

The screenshot shows the 'Waypoint files' section with a list of files: [day-test.CompeGPS.wpt](#), [day-test.GoogleEarth.kml](#), [day-test.GPX.gpx](#), [day-test.SeeYou.cup](#), [day-test.FS.wpt](#), and [day-test.UTM.utm](#).

The 'Scoring categories' section shows two categories:

- Scoring Category: Overall** (with a 'Delete' checkbox)
- Scoring Category:** (with a 'Name: \*' field containing 'Women')

There is a link [Add another Scoring Category](#) at the bottom.

3.

Create Day and save it.	Crear Día y guardarlo.
-------------------------	------------------------

The screenshot shows the 'Days & Tasks' page for 'Equador test'. The breadcrumb trail is: Home > Competitions > Paragliding contests > Equador test.

The navigation menu includes: General info, Map, Preparation blog, Participants, **Days & Tasks**, Sponsors, and Resulting page.

Below the navigation menu, there is a green button with a plus sign and the text 'Add Day', which is highlighted by a red arrow.

The main content area contains a table with the following data:

Title	Date	Task	Results & Replay	Live tracks	Delete link
Day 2	Nov. 16, 2014	<a href="#">Set a task</a>	-	-	<a href="#">Delete</a>
Day 1	Nov. 12, 2014	<a href="#">Task 1</a>	<a href="#">Edit</a>	<a href="#">Tracks</a>	<a href="#">Delete</a>

At the bottom left, it says '1 - 2 / 2 Days'.

4.

Write news to Day blog, add photos and video and Save Day.

Escribir noticias al blog de Día, añadir fotos y vídeo  
Guardar y Día.

Home » Competitions » Contests » Day test » Days & Tasks » Day 1

Date: \* 2014-09-09 [Today](#)

Day status: \* Ok

### Posts

Post: 09:32:38  Delete

Time: \* 09:32:38 [Now](#)

Body: \* Hello we are going to take off!

### Day videos

Day Video:

Url: \*  For example: <http://vimeo.com/36382604> or <http://www.youtube.com/watch?v=5nllMNIKZoQ>

[Add another Day Video](#)

### Day photos

0.4 MiB	0.9 MiB	1 MiB

5. **NEW**

Pilots can send **photos** from their smartphones **directly** to competition dayblog.

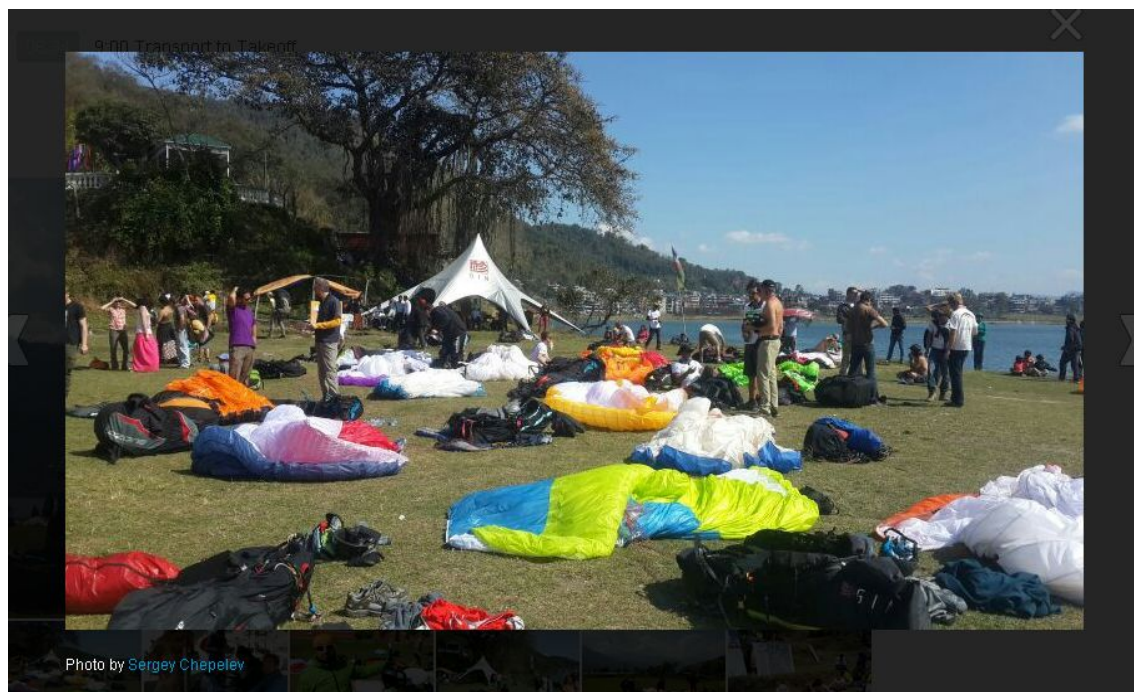
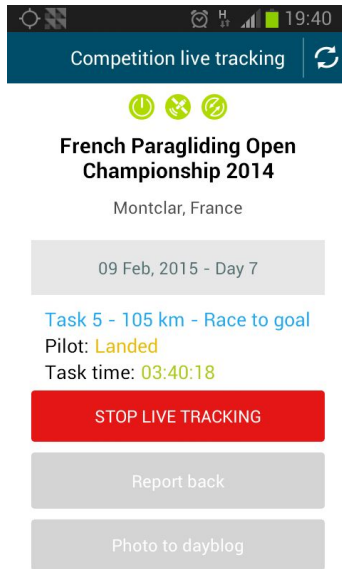
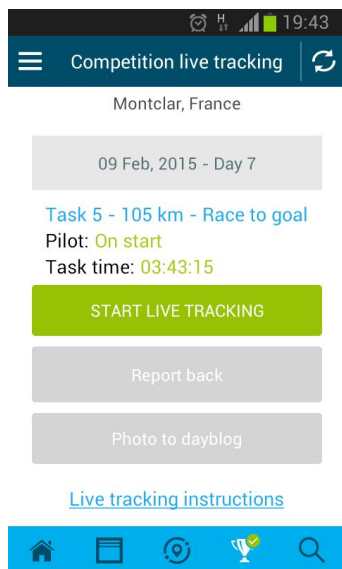
When such photo appears in the blog it has an author (who sent it)

The organizer can delete bad photos inside the Day (see above).

Los pilotos pueden enviar **fotos** desde sus teléfonos **directamente** a la competencia día blog.

Cuando dicha foto aparece en el blog que tiene un autor (quién lo envió).

El organizador puede eliminar malas fotos dentro del día (véase más arriba).



6.

Set a task	Crear una manga
------------	-----------------

[Home](#) » [Competitions](#) » [Contests](#) » [Equador test](#) » [Days & Tasks](#) » [Day 2](#) » **Add Task**

Task #:	<input type="text" value="2"/>
Status:	<input type="text" value="Ok"/>
Type:	<input type="text" value="Race to goal"/>
Detect landings:	<input type="text" value="Yes"/>

Recommended.  
 Participant's movements will be shown on the geo player between his launch and landing (or between restart and landing).  
 Participant's results will NOT change after landing even if he continues the task flying, driving or walking.

Type	Waypoints	Radius, m	Rule	Open time	Close time
TO	<input type="text" value="A01018"/>	<input type="text" value="400"/>	<input type="text" value="Enter"/>	<input type="text" value="12"/> : <input type="text" value="00"/>	<input type="text" value="14"/> : <input type="text" value="00"/>
↓	<input type="text" value="A01018"/>	<input type="text" value="1000"/>	<input type="text" value="Exit"/>	<input type="text" value="13"/> : <input type="text" value="00"/>	
↑ ↓	<input type="text" value="M04018"/>	<input type="text"/>	<input type="text" value="Enter"/>		✕
↑	<input type="text" value="M02021"/>	<input type="text"/>	<input type="text" value="Enter"/>		
GOAL	<input type="text" value="---"/>	<input type="text"/>	<input type="text" value="Enter"/>		

Add waypoint
Task deadline:  :

7.

You can download pilots tracks from live trackers. Click on Tracks in front of necessary task.

You can download all at once or one by one.

Puede descargar pilotos pistas de seguidores en vivo. Haga clic en Tracks en frente de Manga necesaria.

Puede descargar una sola vez o de uno en uno.

Home » Competitions » Paragliding contests » Polish, Czech and Slovak Open 2015


General info | Map | Preparation blog | Participants | Days & Tasks | Sponsors | Resulting page

Access management | Staff tracking | Waypoints planner

[+ Add Day](#)

Title	Date	Task	Results & Replay	Live tracks
Day 5	July 30, 2015	Task 4 - 67.4 km - Race to goal	Add	<a href="#">Tracks</a>
Day 4	July 29, 2015	Task 3 - 68.9 km - Race to goal	Edit	<a href="#">Tracks</a>
Day 3	July 28, 2015	Task 2 - 94.9 km - Race to goal	Edit	<a href="#">Tracks</a>
Day 2	July 27, 2015	Task 1 - 75.2 km - Race to goal	Edit	<a href="#">Tracks</a>
Day 1 — Cancelled	July 26, 2015	Task 0 - Open distance	Add	<a href="#">Tracks</a>
Registration day	July 25, 2015	Set a task	-	-

1 - 7 / 7 Days



Home » Competitions » Contests » Polish, Czech and Slovak Open 2015 » Days & Tasks » Day 6 » Task 5

**Download archive**

- [IGC](#)
- [KML](#)

**Download personal tracks**

Name	Participant's number	Track
Sergey Lazarev-Marchenko	105	<ul style="list-style-type: none"> <li><a href="#">IGC</a></li> <li><a href="#">KML</a></li> </ul>
Vladislav Alentiev	15	<ul style="list-style-type: none"> <li><a href="#">IGC</a></li> <li><a href="#">KML</a></li> </ul>
Daria Krasnova	135	<ul style="list-style-type: none"> <li><a href="#">IGC</a></li> <li><a href="#">KML</a></li> </ul>
Petr Chromec	84	<ul style="list-style-type: none"> <li><a href="#">IGC</a></li> <li><a href="#">KML</a></li> </ul>
Jean-luc Vial	822	<ul style="list-style-type: none"> <li><a href="#">IGC</a></li> <li><a href="#">KML</a></li> </ul>

8.

Click Add (Edit) task results and replay.

Haga clic en Añadir (Editar) resultados y la repetición.

Home » Competitions » Paragliding contests » Polish, Czech and Slovak Open 2015

General info | Map | Preparation blog | Participants | Days & Tasks | Sponsors | Resulting page

Access management | Staff tracking | Waypoints planner

[Add Day](#)

Title	Date	Task	Results & Replay	Live tracks
Day 5	July 30, 2015	Task 4 - 67.4 km - Race to goal	<a href="#">Add</a>	Tracks
Day 4	July 29, 2015	Task 3 - 68.9 km - Race to goal	<a href="#">Edit</a>	Tracks
Day 3	July 28, 2015	Task 2 - 94.9 km - Race to goal	<a href="#">Edit</a>	Tracks
Day 2	July 27, 2015	Task 1 - 75.2 km - Race to goal	<a href="#">Edit</a>	Tracks
Day 1 — Cancelled	July 26, 2015	Task 0 - Open distance	<a href="#">Add</a>	Tracks
Registration day	July 25, 2015	Set a task	-	-

1 - 7 / 7 Days

Save

Save and continue editing

[Delete this event](#)

Tools

History

[Add paragliding contest](#)

Terms of Use

How to make all pilots live tracked

9.

Select scoring category and upload results in .html  
Add results for day (task) and competition.  
Save.

Seleccione la categoría de calificación y cargar los resultados en .html  
Añadir resultados por día (manga) y la competencia.  
Guardar.

Home » Competitions » Contests » Day test » Days & Tasks » Day 2 » Task 1

Tracks archive

Archive:  No file chosen Upload only .jgc files in ZIP archive.  
File name must have participant's number at the end e.g.: Peter.123.jgc

Task results

Task Results:

Scoring category:

File:  No file chosen HTML files only

[Add another Task Results](#)

Competition results

Competition Results:

Scoring category:

File:  No file chosen HTML files only

[Add another Competition Results](#)

10.

Upload Tracklogs .IGC in .zip file.  
No inner folder!  
Save.

Sube Tracklogs .IGC en el archivo .zip.  
No carpeta que llevas dentro!  
Guardar.

[Home](#) » [Competitions](#) » [Contests](#) » [Day test](#) » [Days & Tasks](#) » [Day 2](#) » **Task 1**

### Tracks archive

Archive:	<input type="button" value="Choose File"/> No file chosen	Upload only .igc files in ZIP archive. File name must have participant's number at the end e.g.: Peter.123.igc	<input type="button" value="Save"/>
----------	---	---	-------------------------------------

### Task results

**Task Results:**

Scoring category: *	<input type="text" value="Overall"/>
File: *	<input type="button" value="Choose File"/> No file chosen <small>HTML files only</small>

[Add another Task Results](#)



11.

Results, Tracks and Replay buttons will appear in the Day blog.

Resultados, Pistas y Replay botones aparecerán en el blog el día.

Day 9 — Task 5 — 44.2 km

10 Nov, 2014



Results tables

Replay

Tracks

11:26

It's a beautiful day today. All pilots are waiting for the briefing and some anxiety is noted that there are very few points separating the first four and the championship is defined today. Keep in touch



12.

After prize giving put podium photos and winners names to each scoring category on the Resulting page.  
Just begin to type name and select Pilot from the dropdown list.

Después de entrega de premios poner fotos de podio y nombres de los ganadores de cada categoría de puntuación en la página Resulting page.  
Sólo empezar a escribir el nombre y seleccione piloto de la lista desplegable.

General info   Map   Preparation blog   Participants   Days & Tasks   Sponsors   Resulting page

Access management   Waypoints planner

### User results

**User Results: Overall** ☐ Delete

Scoring category: *	Overall ▼
Result story:	<div style="border: 1px solid #ccc; height: 40px;"></div>
Podium photo: *	Currently: <a href="#">contest/results/podium_photo/2014/1/2ZjEN5uLuCLD.jpg</a> Change: <input type="button" value="Choose File"/> No file chosen
First place: *	<input type="text" value="Bernardo Medina Sastre"/>
Second place:	<input type="text" value="Michel Guillemot"/>
Third place:	<input type="text" value="RICARDO ANDRES GOMEZ ARROY."/>

**User Results: Women** ☐ Delete

Scoring category: *	Women ▼
Result story:	<div style="border: 1px solid #ccc; height: 40px;"></div>
Podium photo: *	Currently: <a href="#">contest/results/podium_photo/2014/1/0PxeFUtaVkaU.jpg</a> Change: <input type="button" value="Choose File"/> No file chosen
First place: *	<input type="text" value="Andrea Jaramillo"/>

Happy landings!